




DEM 550P

**DEMMAANS
DIESEL GENERATING SET
TECHNICAL SPECIFICATIONS**






ELECTRICAL			
FREQUENCY	VOLTAGE	PRIME	STAND-BY
50 Hz	400/230 V	500 kVA / 400 kW	550 kVA / 440 kW
Rated Speed	1500 RPM - 50 Hz		
Phase	3		
Power Factor	0,8		

WEIGHT AND DIMENSIONS			
		OPEN	CANOPY
Length	mm	3500	4800
Width	mm	1650	1650
Height	mm	2050	2450
Weight	kg	3580	4620

Prime : This rating is for the supply of continuous electrical power at variable load.
There is no limitation on the annual hours in operation and 10% overload power can be supplied for 1 hour in 12.


Stand-by : This rating is for the supply of continuous electrical power at variable load , in the event of utility power failure. No overload is permitted

ENGINE		
		50 Hz
Output Rating	kW	451
Manufacturer and Model		Perkins 2506A-E15TAG2
Fuel		Diesel
Injection		Direct
Aspiration		Turbocharged & Intercooled
Cylinders		6
Bore and Stroke	mm	137 x 171
Displacement	lt	15,2
Cooling		Water
Engine Oil Specification		SAE 15W40
Compression Ratio		16:1
Engine Oil Capacity	lt	62
Coolant Capacity (incl.radiator)	lt	58
Governor		Electrical
Air Filter		Dry element
Fuel Consumption		50 Hz
100 % Load	lt/h	106,0
75 % Load	lt/h	81,0
50 % Load	lt/h	55,0
ALTERNATOR		
Poles		4 pole
Winding Connections		Star
Insulation		Class H
Enclosure		IP23
Exciter System		Self regulating Brushless
Voltage Regulator		AVR
Steady State Voltage Regulation		± 1 %
Bearing		Single bearing sealed
Coupling		Flexible disc
Cooling		Direct drive centrifugal blower fan



EXHAUST SYSTEM		
Maximum Temperature	°C	550
Exhaust Gas Flow	m³/min	94
Maximum Allowed Back Pressure	kPA	6,8
Exhaust Flange Size (Internal Dia.)	mm	150
AIR SYSTEM		
Intake Air Flow	m³/min	30,5
Total Cooling Air Flow	m³/min	722
STARTING SYSTEM		
Starter Motor	kW	7,5
Battery Capacity	Ah	2x105
Auxiliary Voltage	V	24
FUEL SYSTEM		
Diesel Specification		EN590
Fuel Tank Capacity	lt	620

CONTROL PANEL - DMP500



The DMP500 is next generation genset control unit combining multi-functionality and wide communication possibilities together with a reliable and low cost design.

The unit complies and mostly exceeds world's tightest safety, EMC, vibration and environmental standards for the industrial category. Software features are complete with easy firmware upgrade process through USB port. The Windows based PC software allows monitoring and programming through USB, serial and GPRS.

CONTROL PANEL FEATURES

Alarm and Shutdown functions

High Coolant Temperature	Alarm & Shutdown
Low Oil Pressure	Alarm & Shutdown
Battery High / Low Voltage	Alarm
Battery Charger Alternator Failure	Alarm
Overspeed / Underspeed	Alarm & Shutdown
Failure to Start	Alarm & Shutdown
Low Coolant Level	Alarm & Shutdown
Stop Fault	Alarm & Shutdown
Low Fuel Level	Alarm
Service Required	Alarm
Generator High / Low Voltage	Alarm & Shutdown
Generator High / Low Frequency	Alarm & Shutdown
Symmetry between Phases	Alarm & Shutdown
Over Current	Alarm & Shutdown
Rectifier Fail	Alarm
ECU failure	Alarm

Measure and Monitor functions

Total Run Hour	Coolant Temperature
kW meter - Generator	Oil Pressure
Service Indicator	Fuel Level
Phase to Phase Voltage - Mains	Battery Voltage
Phase to Neutral Voltage - Mains	Engine RPM
Phase to Phase Voltage - Generator	Battery Charge Alternator Voltage
Phase to Neutral Voltage - Gen.	Frequency - Generator & Mains
Phase current - Generator	Power Factor - Generator

Other functions

Events History	Programmable Timer
External Start Capability	Multi Lingual
Start Restriction Program	Lamp test
Mains Failure Start	Remote Monitoring
Test Run Start (On load & off Load)	Manual Override
Allows SMS controls	Remote Programming
Fuel consumption counter	Magnetic Pick Up Input
Waveform display of voltage & current	Total Harmonic Distortion view
Programmable as an ATS controller	Manual "speed fine adjust" on selected ECUs
Standardized USB port for programming and communication	J1939-CANBUS for electrocally governed engines

GENERATOR FEATURES	STANDARD		OPTIONAL
ENGINE	MANUAL	AUTOMATIC	
Engine	•		X
Cooling Pack	•		X
Tropical Radiator	X	•	
Heavy Duty Air Filter	X	•	
Electronic Governor	•		X
High Coolant Temperature Sender	•		X
Low Oil Pressure Sender	•		X
Low Coolant Level Sender	•		X
Radiator Guards	•		X
Hot Component Guards	•		X
Manual Oil Drain Pump	X		•
Fuel Prefilter	X		•
Water Jacket Heater	X	•	• (Manual)
Industrial Silencer - Open Set	•		X
Residential Silencer - Open Set	X		•
Residential Silencer - Canopy	•		X
Cold start aid	X		•
Remote Radiator	X		•
Trailer	X		•

GENERATOR FEATURES	STANDARD		OPTIONAL
ENGINE	MANUAL	AUTOMATIC	
ELECTRICS			
Alternator	•		X
Circuit Breaker - 3 poles	X		•
Circuit Breaker - 4 poles	X		•
Battery Isolator	X		•
Earth Fault Protection	X		•
Anti condensation Heater	X		•
Optional Voltages	X		•
Class F insulation	X		•
External Stop Button - Canopy	•		X
GSM SMS message sending on fault	X		•
Battery Charger	X	•	• (Manual)
ATS Panel - 3 Poles	X	•	X
ATS Panel - 4 Poles	X	X	• (Automatic)
Synchronisation Panel	X	X	• (Automatic)
• - Available X - Not Available			

DEMMANS Generating Sets are CE certified and conform to the following standards ;

- Power according to ISO 3046 and ISO 8528
- EN 12100 , EN 13857 , EN 60204
- 2006/42/CE Machinery Safety
- 2006/95/EC Low Voltage
- 2004/108/CE EMC
- Ambient reference conditions 1000 mbar, 25 °C, 30 % relative humidity ISO8528

All the information in this leaflet is intended for general purposes only. DEMMANS reserves the right to change the specifications without notice.

DEMMANS

Uğur Mumcu Caddesi Kırçiçeği Sokak No: 4/6
G.O.P. Çankaya ANKARA / TÜRKİYE
Tel : + 90 312 446 26 06 Fax : + 90 312 446 26 05
E-mail : info@demmans.com.tr
Web : www.demmans.com.tr